

## 3100 Power Conversion Kit Instructions



TOOLS NEEDED: 7/16 SOCKET AND/OR WRENCH; 1/8 ALLEN WRENCH; 3/4 WRENCH AND/OR ADJUSTABLE WRENCH



STEP 1. REMOVE BOTH BELT GUARD NUTS WITH 7/16 WRENCH



STEP 2. REMOVE BOTH BELT GUARD BOLTS



STEP 3. USE 1/8 ALLEN WRENCH TO LOOSEN SET SCREW IN PULLEY ON BASKET SHAFT



STEP 4. NOW YOU CAN LIFT BOTH PULLEYS STRAIGHT UP AND OFF THE SHAFTS



STEP 5. REMOVE HAND PULLEY SHAFT/BOLT USING A 3/4 WRENCH OR CRESCENT WRENCH. THERE IS A BOLT UNDER THE COLLAR, AND UNDER THE TOP BAR

Mail: P.O. Box 454, Ayer, MA 01432 Ship: 58 Barnum Road, Devens, MA 01434


**Built to Last a Lifetime**



# MAXANT

HONEY PROCESSING EQUIPMENT


[www.maxantindustries.com](http://www.maxantindustries.com)  
[sales@maxantindustries.com](mailto:sales@maxantindustries.com)  
978-772-0576 or 978-772-BEES (2337)  
978-772-6365 (fax)



**STEP 6.** INSTALL BOTTOM COUPLING ONTO BASKET SHAFT, BE SURE SET SCREW IS LOOSENED AND LINED UP ON THE FLAT PART OF THE SHAFT




**STEP 7.** NOW INSTALL RUBBER SPIDER COUPLING



**STEP 8.** LOWER CONVERSION KIT ONTO TOP CHANNEL. YOU MAY NEED TO SPIN THE BASKET TO LINE UP THE COUPLINGS



**STEP 9.** USE THE SUPPLIED 1/4 X 20 BOLTS TO BOLT THE MOTOR BRACKET TO THE TOP CHANNEL, DO NOT TIGHTEN UNTIL BRACKET IS PROPERLY LINE UP



**STEP 10.** ADJUST THE UPPER AND LOWER COUPLING AS NEEDED, LEAVING A SMALL SPACE BETWEEN THE 2 COUPLINGS



**STEP 11.** MAKE SURE THE SET SCREWS ARE SNUG AGAINST THE FLAT SPOT ON BOTH THE MOTOR SHAFT, AND THE BASKET SHAFT

CONGRATULATIONS! YOU HAVE SUCCESSFULLY INSTALLED YOUR MOTOR! REMEMBER WHEN LOADING YOUR EXTRACTOR, NEVER FORCE THE BASKET MANUALLY. YOU NEED TO USE YOUR SPEED CONTROLLER TO ADVANCE THE BASKET, TO LOAD AND UNLOAD FRAMES. ALWAYS START OFF SLOW, AND GRADUALLY INCREASE SPEED AS THE FRAMES LIGHTEN. STARTING IN FULL SPEED MODE WILL DAMAGE THE GEARBOX. ALWAYS KEEP HONEY GATE OPEN DURING EXTRACTING. TYPICAL EXTRACTION CAN TAKE ANYWHERE BETWEEN 8 TO 15 MINUTES DEPENDING ON TEMPERATURE.

Mail: P.O. Box 454, Ayer, MA 01432 Ship: 58 Barnum Road, Devens, MA 01434

**Built to Last a Lifetime**

